


# MDS


The *fastest* way to deploy Macs

Timothy Perfitt  
Twocanoes Software, Inc.  
[tpperfitt@twocanoes.com](mailto:tpperfitt@twocanoes.com)



# Streamlining Mac Setup

- Not all Macs are enrolled in DEP
- NetBoot is Dead
- External booting requires multiple reboots to enable
- If existing Mac cannot contact MDM, resetting is labor and time consuming
- Need a consistent, *fast* way to setup a Mac




# MDS

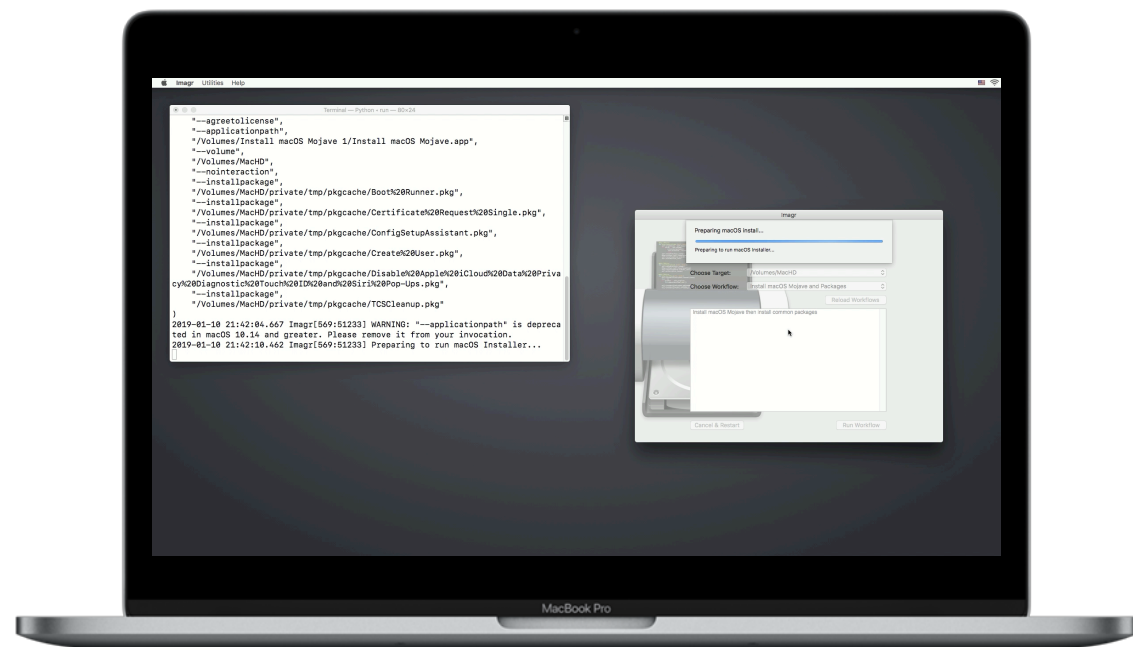


# Optimized for Speed, Flexibility and Compatibility


- Prepare a Mac in seconds
- Uses standard macOS installer for latest firmware updates
- Keeps resources local to reduce download times
- Can be fully automated or partially automated




# How It Works




Boot to Recovery Partition



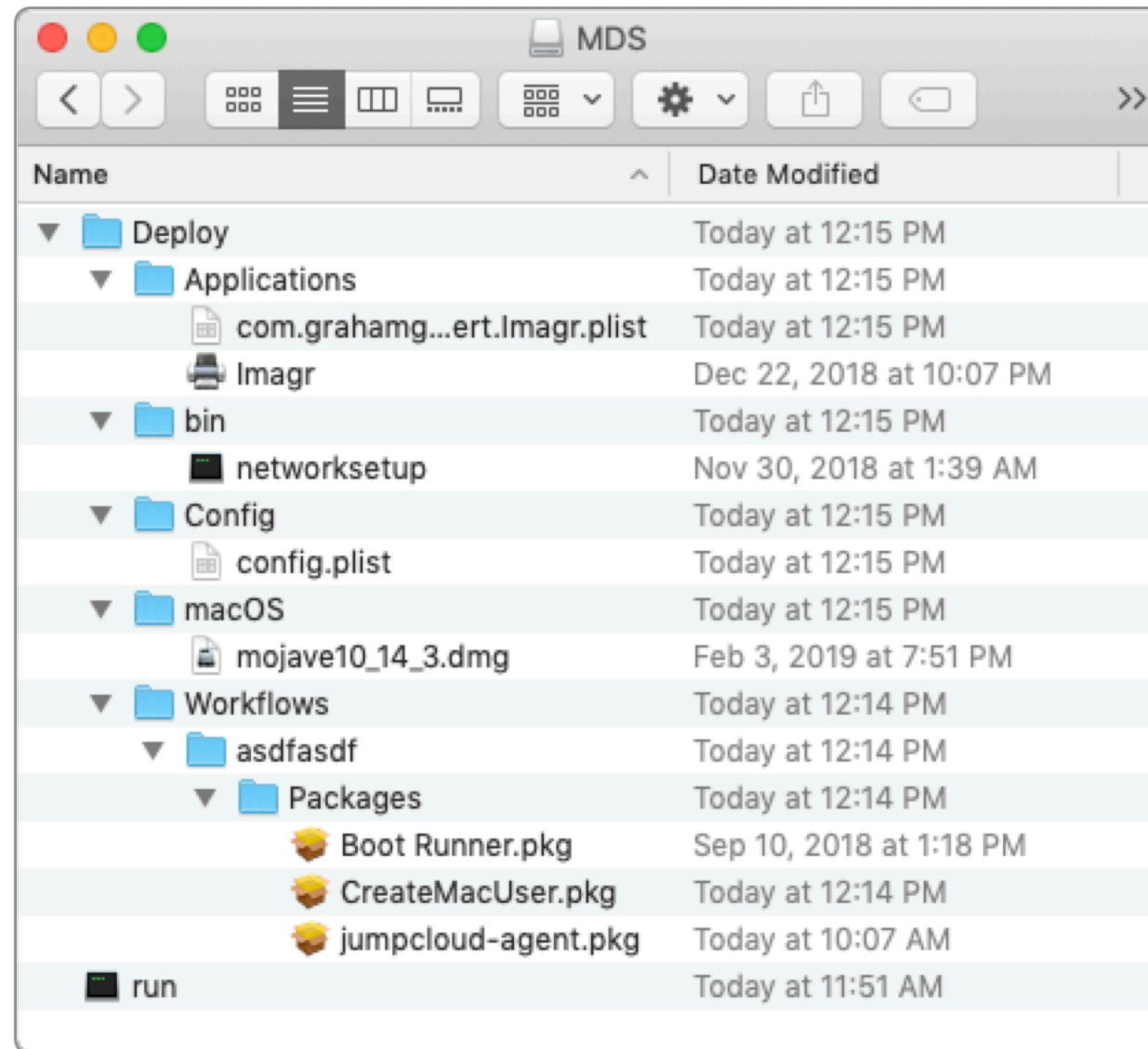
- or -



Resources





# Resources



# Automated Deployments

Automaton




## Keystrokes

1. command-r
2. wait 120 seconds
3. open Terminal
4. Run Imagr

# DEP Configuration


Automaton






# Re-setup

Automaton




# Automated Deployments

- Power on with Option Key
- Plug in Automaton and External Volume (optional)
- Move on to next Mac
- Return after first reboot and remove Automaton and External Volume



# Timing

- Less than 2 minutes per Mac initial setup
- Return after about 5 minutes to remove Automaton & External Volume
- Rolling configuration — 1 tech can be setting up 5 Macs at one time



# Workflows

Create Automaton Configure Automaton Create Bootable Volume

Workflow Name: Mojave with Scripts and Packages

Workflow Description

☒ Install macOS ?  
macOS Installer Disk Image: Select Disk Image mojave10\_14\_3.dmg

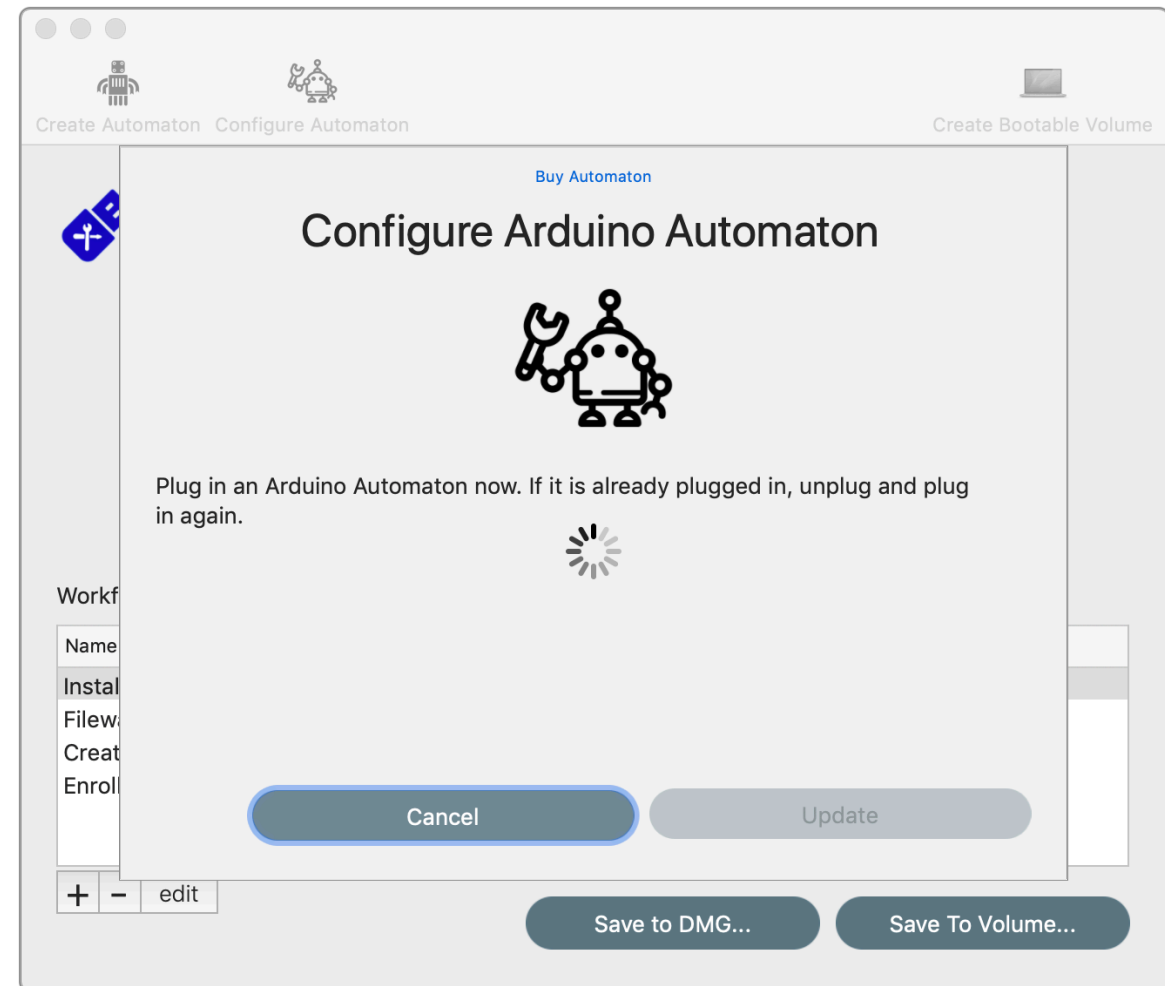
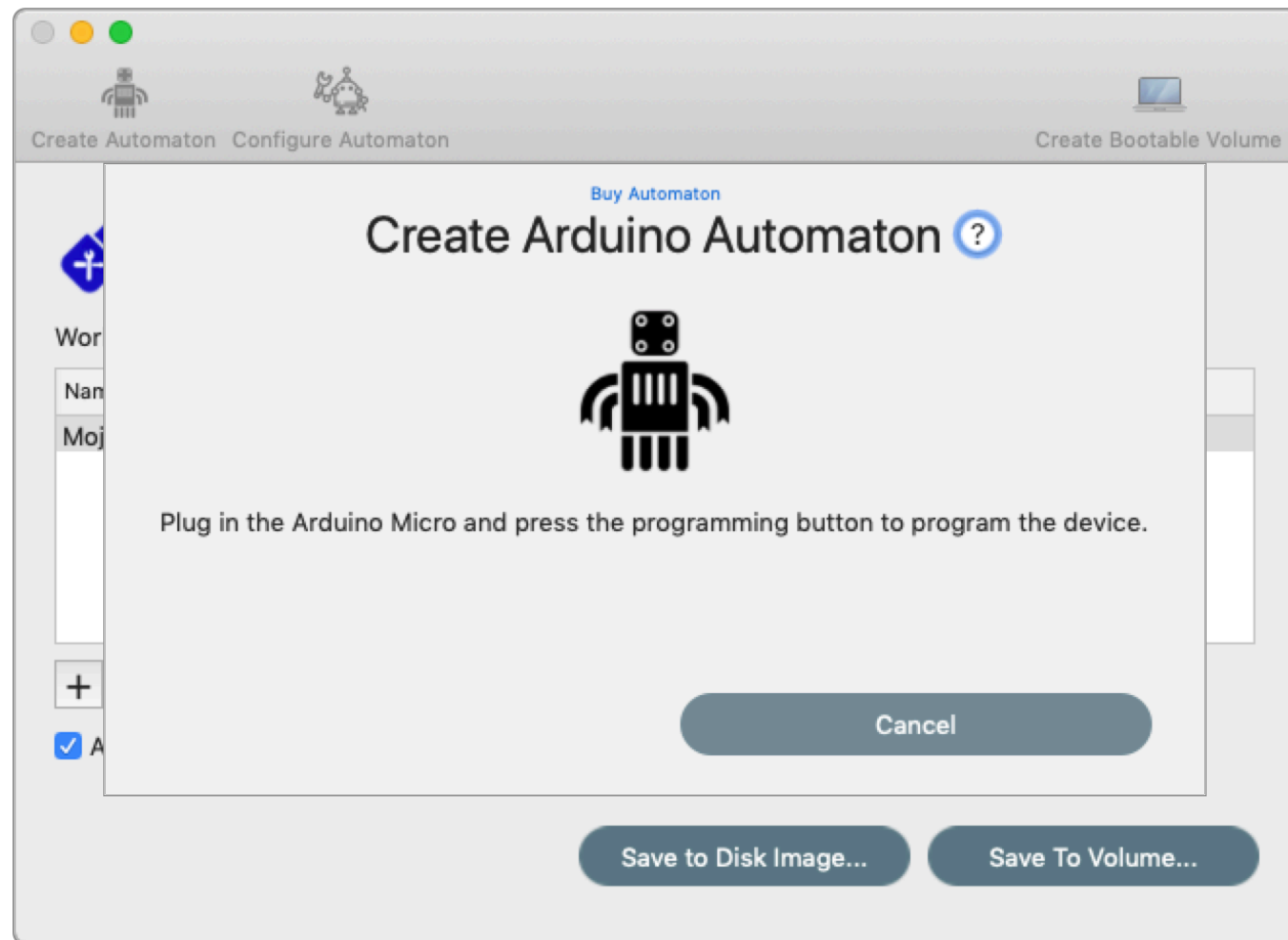
☒ Erase and Install

☒ Package & Apps Folder: Select Folder Packages and Apps

☒ Scripts: Select Scripts Folder Scripts

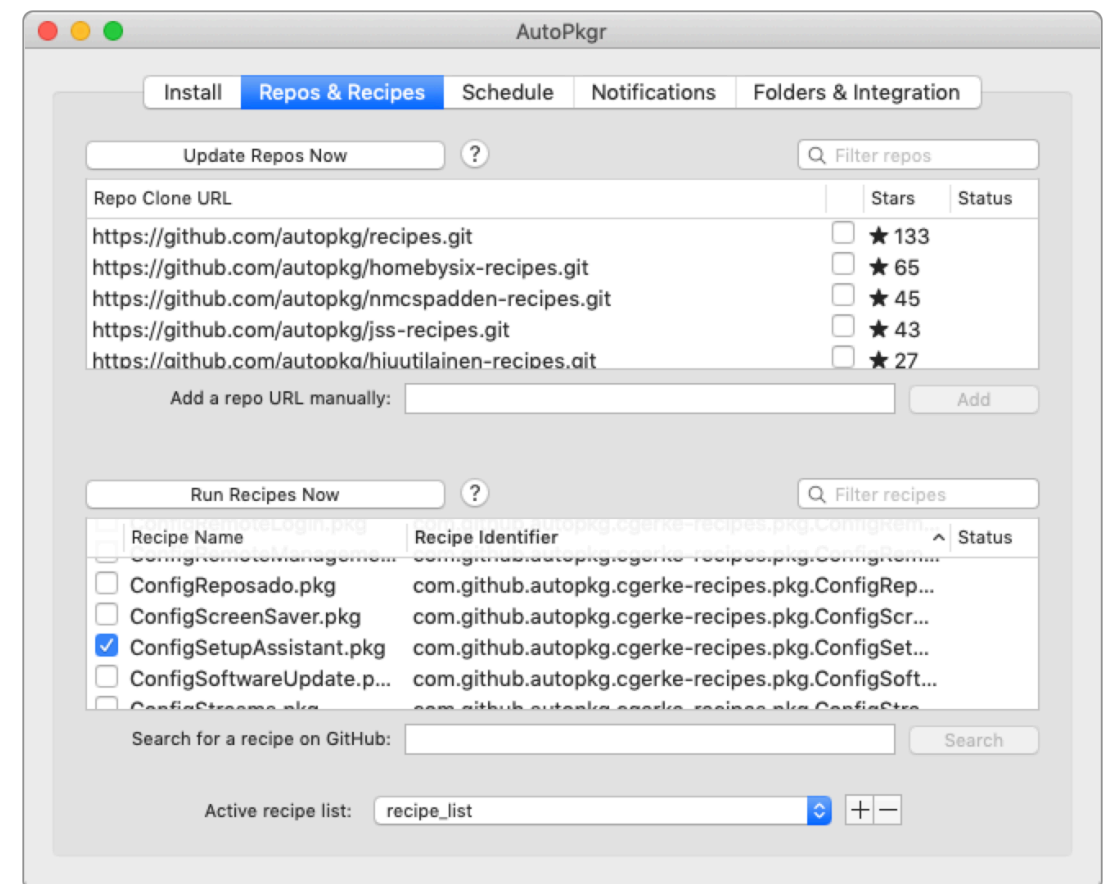
Cancel OK

# Create and Configure Automaton

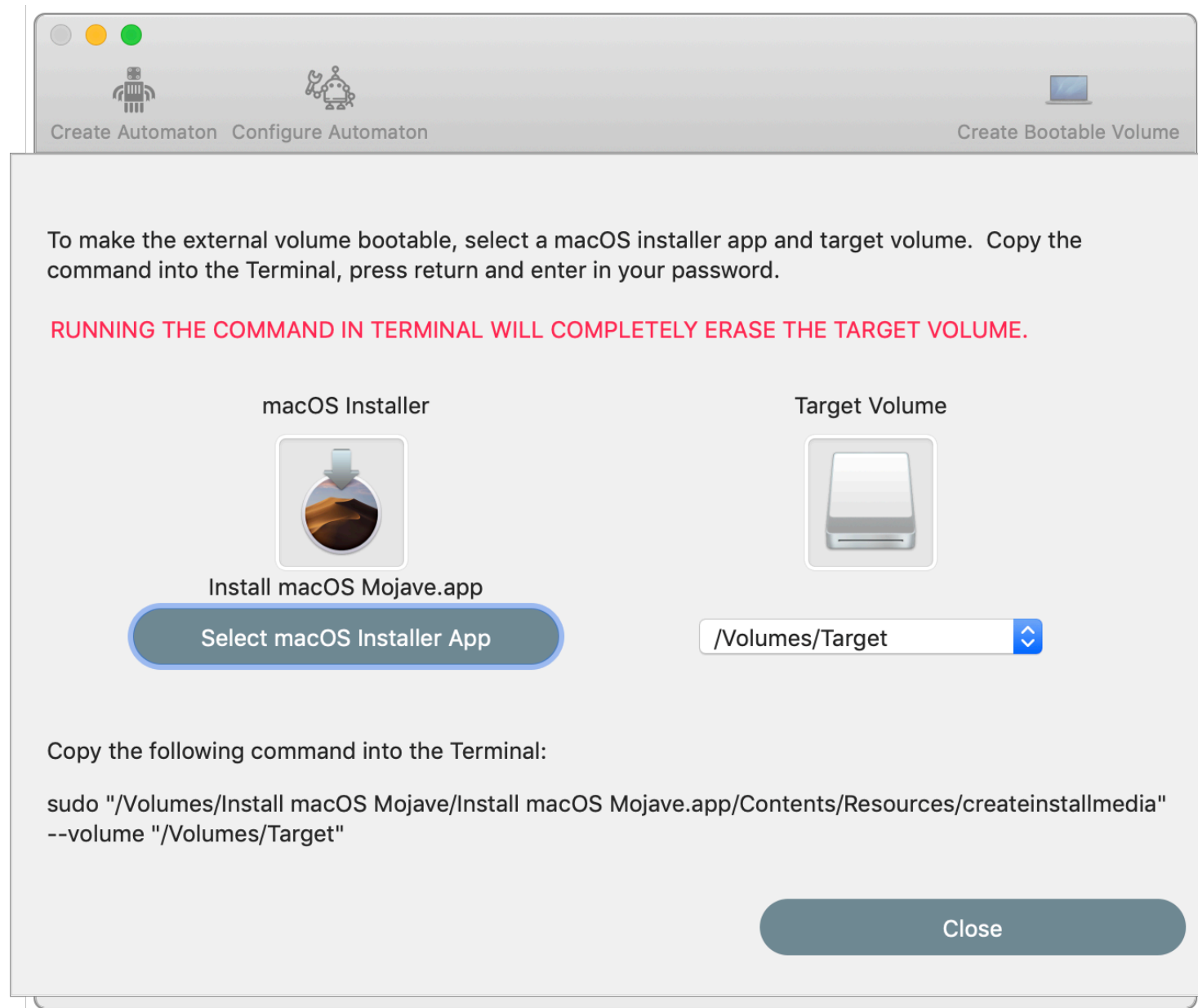


# Packages

- Enroll in Client Management / MDM
- Initial Setup (Mac Buddy / New User)
- Core Software
- Initial User
- AutoPkg friendly!




# Create Bootable External Volume



# SecureBoot / SIP


- No setting changes required
- SIP enabled on boot volume but not Recovery Partition
- SecureBoot blocks external volume but not recovery






# DEP/MDM Compatible

- Makes initial setup or refresh *FAST*
- After reboot, DEP enrollment takes over if enrolled
- MDM enrollment either part of DEP or Package




Demo



# Workflow Details

- Reformat selected volume  
diskutil reformat <target>
- startosinstall with post install package option
- copies OS, firmware updates and packages to target volume
- reboot and installs macOS/firmware updates, then installs packages




# Pricing

STARTER KIT \$49.99	PRO \$499 <i>Yearly Subscription</i>	ENTERPRISE \$2999 <i>Yearly Subscription</i>
1 Year Support for up to 5 Macs Arduino with enclosure and USB cable	1 Year Support for up to 100 Macs Yearly subscription with email and phone support	1 Year Support for unlimited number of Macs.
<a href="#">BUY</a> software only: \$29.99	<a href="#">REQUEST QUOTE</a>	<a href="#">REQUEST QUOTE</a>

Unlimited Trial + Open Source

# Resources

- Product Page  
[twocanoes.com/macdeploystick](https://twocanoes.com/macdeploystick)
- Admin Guide  
[twocanoes.com/knowledge-base/mac-deploy-stick-admin-guide/](https://twocanoes.com/knowledge-base/mac-deploy-stick-admin-guide/)
- YouTube Channel  
[youtube.com/twocanoessoftware](https://youtube.com/twocanoessoftware)
- Forums  
[community.twocanoes.com](https://community.twocanoes.com)
- Slack  
MacAdmins: [#macdeploystick](#)
- Contact Us  
<https://twocanoes.com/contact/>



Questions?

