

# CCK2

# About Me

- Sam Forester
- Systems Administrator for the Marriott Library, University of Utah
- Contact:
  - Email: [sam.forester@utah.edu](mailto:sam.forester@utah.edu)
  - MacAdmins Slack: @sam

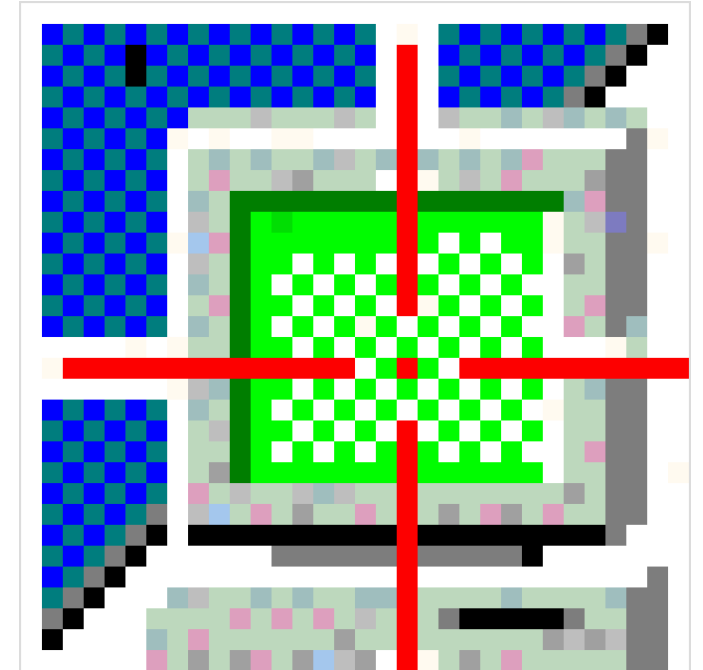
# Overview

- CCK2
- Firefox Quantum
- Firefox ESR
- Deployment Methods
- Resources
- MISC

# CCK2

- Created and Developed by Mike Kaply
- Client Customization Kit
- CCK2 Wizard

"With the CCK2 Wizard, you can customize the homepage, set (and lock) preferences, set permissions, add certificates, install add-ons, install search engines, add bookmarks, set the default network configuration and more."



# Firefox ESR

- Extended Support Release
- Version 52
- Last version to support “Legacy” Addons



# Firefox Quantum

- Version 57
- Disabled “Legacy” Addons
- Requires CCK2 v.2.2.3.4+



# Deploying Firefox

1. Download Firefox
2. Download CCK2
3. ???
4. PROFIT!

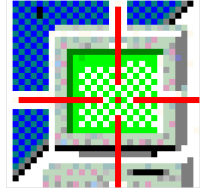


# Step 3

- Use the CCK2 Wizard with Firefox ESR
- Create, customize, and/or adjust previous configurations
- Export using Autoconfig (Extension will no longer work)
- Take exported files and merge them into Firefox.app

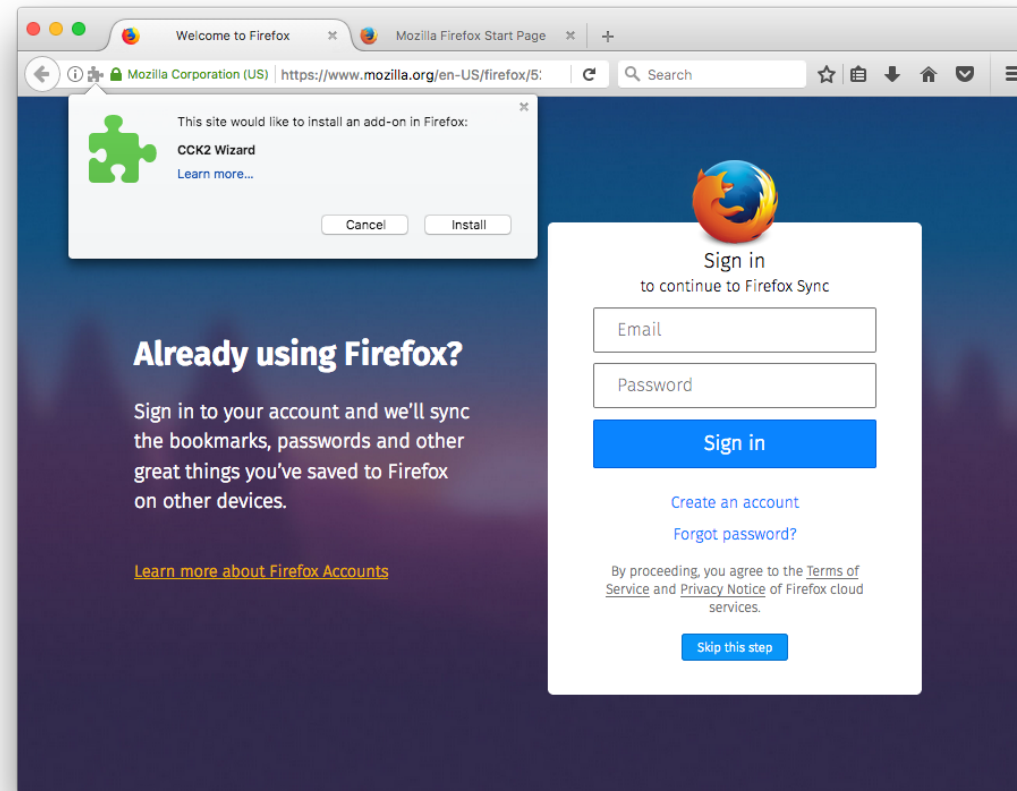
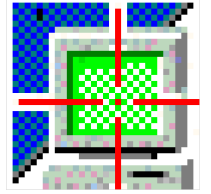


# The CCK2 Wizard

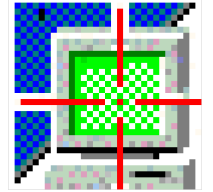


- Get a copy of Firefox ESR:
  - <https://download.mozilla.org/?product=firefox-esr-latest-ssl&os=osx&lang=en-US>
- Download Latest Copy of CCK2 (2.2.3.4):
  - <https://mike.kaply.com/updates/cck2wizard/cck2wizard-latest.xpi>
- Install CCK2 (drag and drop)
- Launch the wizard

# CCK2 Wizard – Install



# CCK2 Wizard – Install



Welcome to Firefox

Mozilla Firefox Start Page

Thank you for installing CCK2 | ...

https://mike.kaply.com/addons/cck2/install/

HOME ABOUT CONSULTING CLIENTS PROJECTS RESUMÉ CCK2

Click here to create a CCK2 configuration.

## Kaply CONSULTING

### Thank you for installing CCK2

Welcome to the CCK2 Wizard.

The CCK2 Wizard allows you to create an extension that customizes Firefox for your organization. You can also use it generate a custom Firefox configuration that works with [AutoConfig](#).

The CCK2 Wizard is provided as-is. You can open issues and feature requests, as well as participate in forum discussions at [cck2.freshdesk.com](#), but the only way to guarantee responses is to [purchase a CCK2 Support plan](#).

I hope you'll consider supporting CCK2 development by purchasing a support plan.

Thanks.

#### Get updates on Firefox in the enterprise

Sign up to learn more about customizing Firefox for the enterprise and the CCK2 Firefox customization tool.

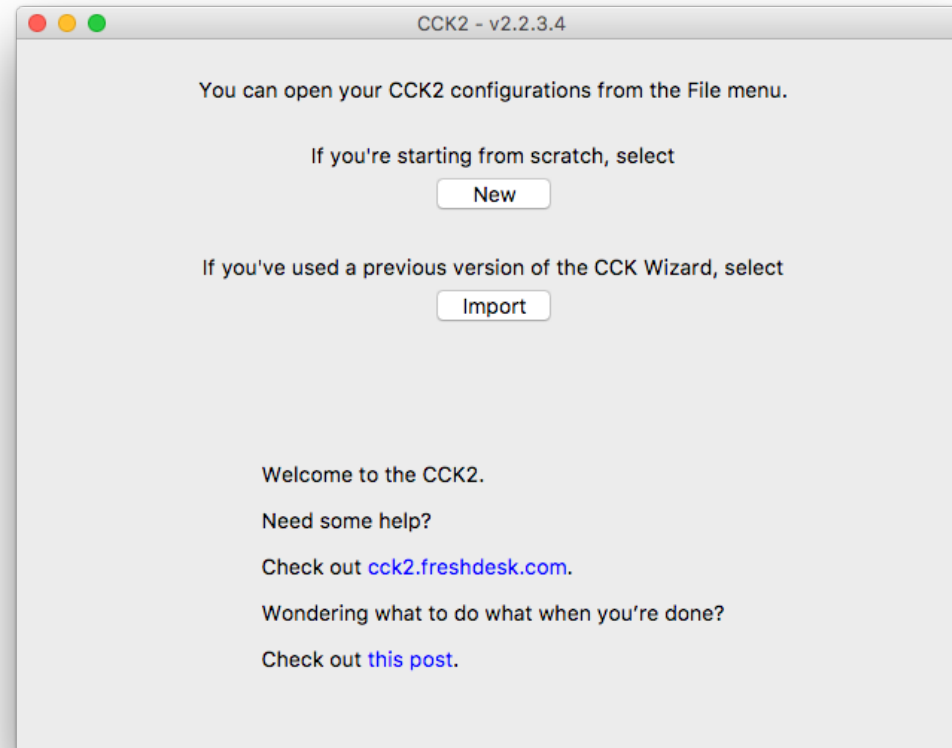
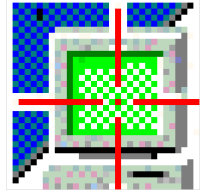
Privacy Guarantee: I will never share your e-mail address with anyone else.

Enter your name

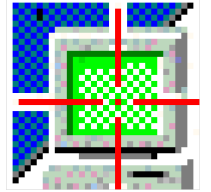
Enter your e-mail address

Subscribe

# CCK2 Wizard – New



# CCK2 Wizard - About



CCK2 - MLIB Firefox Configuration

About

Name:  
MLIB Firefox Configuration

Identifier:  
mlib-firefox-cck

Description:  
University of Utah, Marriott Library, Firefox (57+) Customization

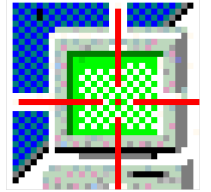
Version:  
1.0 example

Output Directory:  
/private/tmp Choose...

Delete this configuration...  
Copy this configuration...

Previous Next

# CCK2 Wizard – Web Pages



CCK2 - MLIB Firefox Configuration

Web Pages

Home Page

This page is displayed when users first start the Firefox browser, or when they click the Home button.

Default Home Page URL:

☐ Do not allow the home page to be changed.

Welcome Page

On the very first invocation of Firefox after a new profile is created, a welcome page is displayed. You can choose to replace this page or to not display it at all.

Replacement Welcome Page URL:

☒ Do not display the welcome page

Upgrade Page

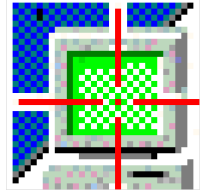
After upgrading to a new version of Firefox, an override page is displayed. You can choose to replace this page or to not display it at all.

Upgrade Page URL:

☒ Do not display the upgrade page

Previous Next

# CCK2 Wizard - Help



CCK2 - MLIB Firefox Configuration

- About
- Web Pages
- ▼ User Interface
  - Help Menu**
  - Hidden UI
  - Permissions
  - Add-ons
  - Search Engines
  - Plugins
- ▼ Bookmarks
  - Toolbar
  - Menu
- ▼ Preferences
  - General
  - Privacy
  - Security
  - Sync
  - Data Choices
  - Update
- Windows Registry
- Certificates
- Network
- Miscellaneous
- AutoConfig Only
- Extension Only
- Finish

### Help Menu

You can add an item to the Help Menu which provides a link to your online customer support page.

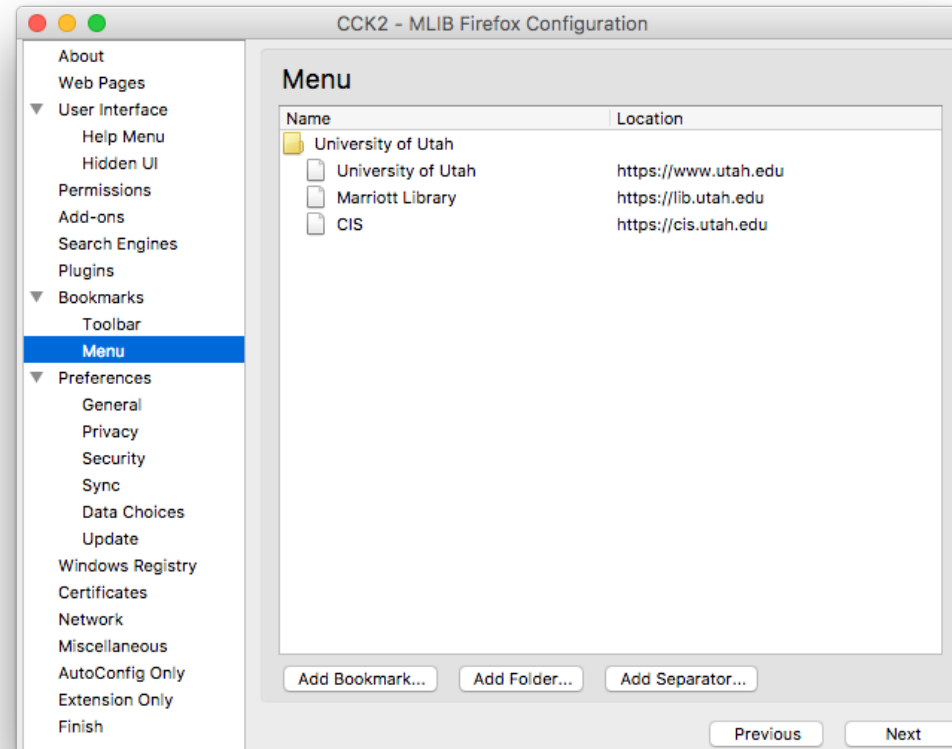
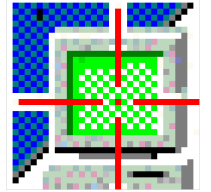
Menu Item Text:

Help Menu Item URL:

Help Menu Item Accesskey:

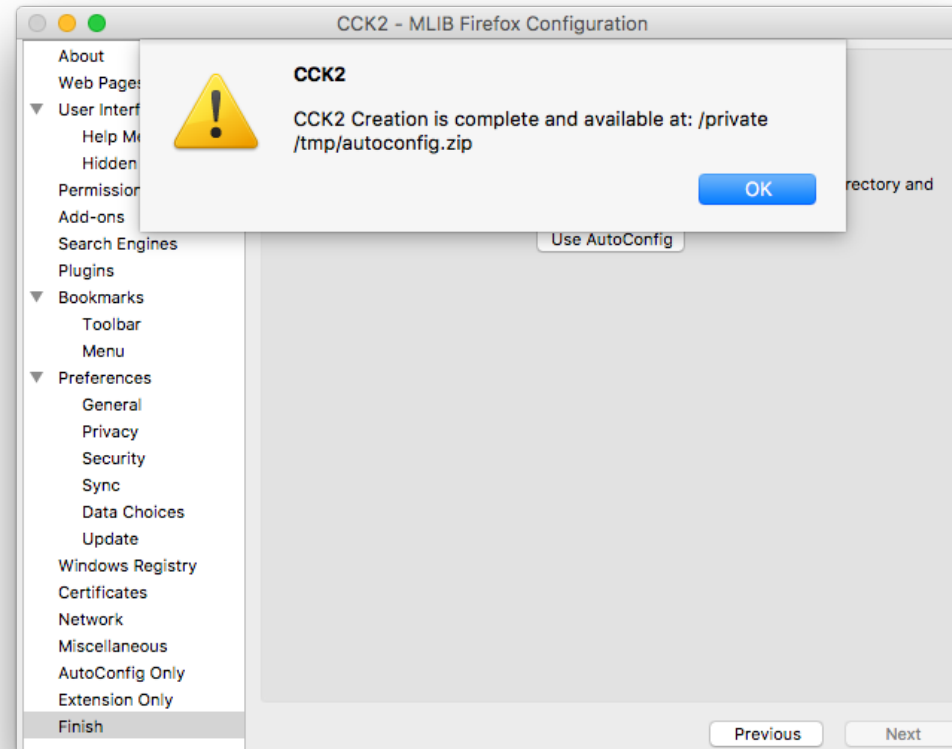
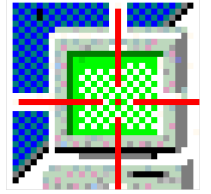
Previous Next

# CCK2 Wizard – Bookmarks





# CCK2 Wizard – Finish



# Maintaining Configuration Client



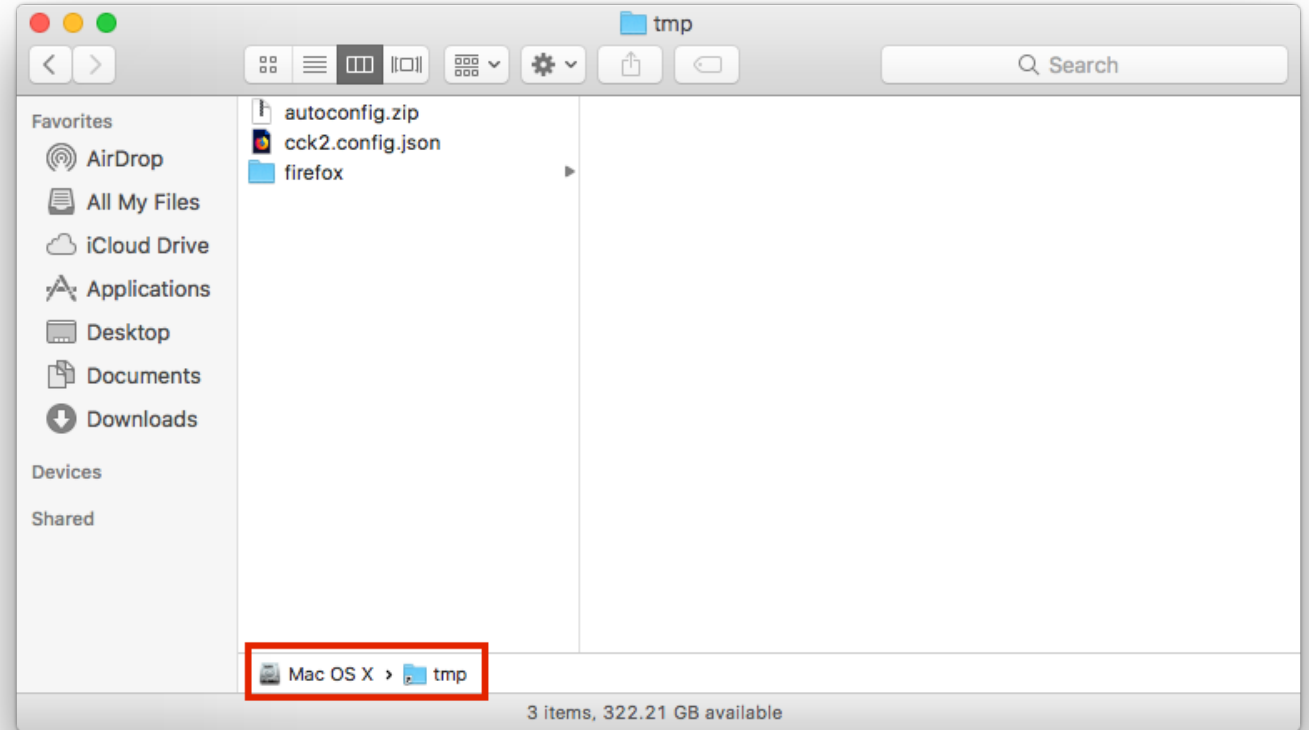
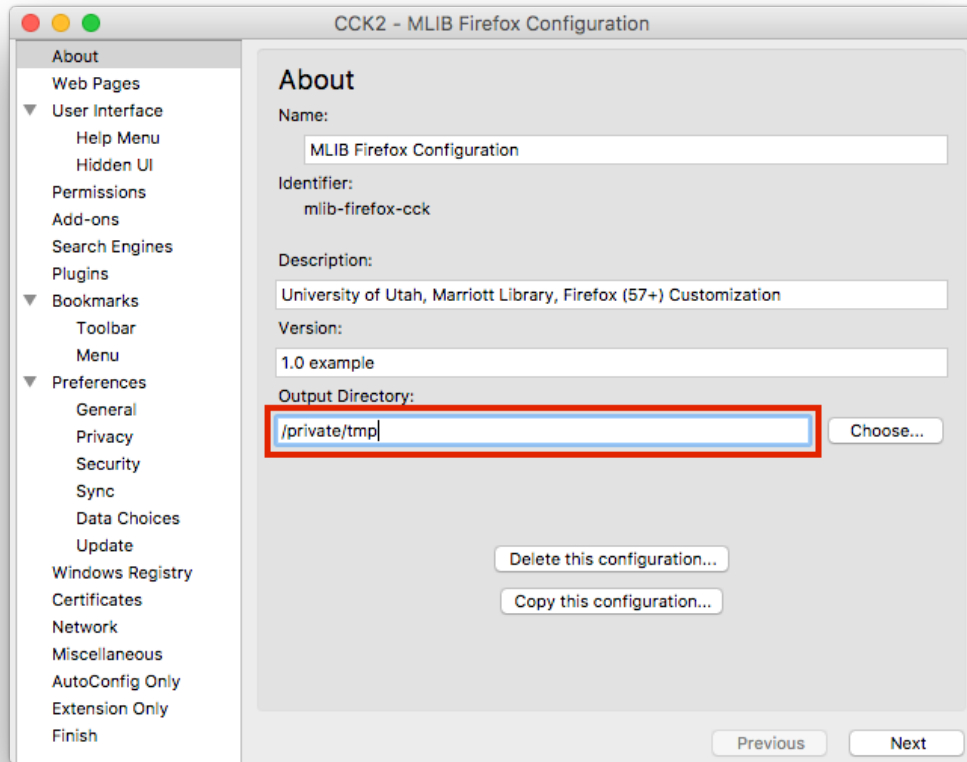
- Easy to build from scratch, but easier to maintain
- Extensions are user based (not global):
  - ~/Library/Application Support/Firefox/Profiles/{user profile}/extensions/
  - Any extensions (.xpi) installed can be found here
- Import:
  - All settings from previous cck2 export stored in: cck2.config.json
- Keep addons, certificates, plugins, and/or scripts for future releases

# Autoconfig


- Exporting:
  - autoconfig.zip (zipped contents of “firefox”)
  - firefox (directory with all files)
  - cck2.config.json (json file with CCK2 Wizard settings)
- autoconfig.zip  $\approx$  firefox
  - Zipped vs Expanded
  - Files are identical
  - Contains all CCK2 dependencies



# Autoconfig – Exported Files




# Creating a .pkg from Autoconfig



- Benefits:
  - Able to update Firefox.app independently from customization package
  - Easily Updated and Upgraded
- pkgbuild:
  - root {PATH/TO/AUTOCONFIG/EXPORT}
    - Path to the “firefox” directory exported by the CCK2 Wizard
  - install-location {PATH/TO/FIREFOX/RESOURCES/DIRECTORY}
    - Path to Firefox.app/Contents/Resources

# Creating a .pkg from Autoconfig



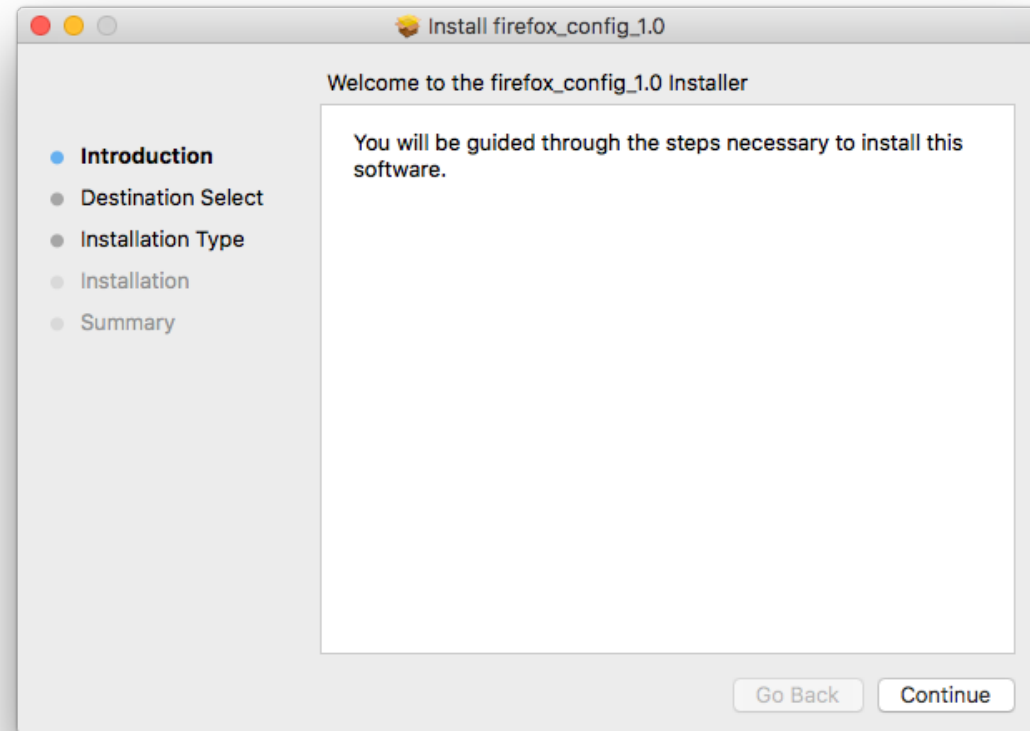

- Additional Flags:
  - identifier {IDENTIFIER}
    - Reverse DNS identifier (edu.utah.mlib.firefox)
  - version {VERSION}
    - Version of the package (recommend using same version specified in CCK2 Wizard)
  - sign {IDENTITY NAME}
    - 3rd-Party Installer Certificate used to sign package (to avoid GateKeeper messages)
- See pkgbuild (1) for more information

# pkgbuild command



```
[example:~] sam% pkgbuild \  
-> --root /tmp/firefox/ \  
-> --install-location /Applications/Firefox.app/Contents/Resources/ \  
-> --identifier edu.utah.example.firefox.cck \  
-> --version 1.0 \  
-> /tmp/firefox_config_1.0.pkg  
pkgbuild: Inferring bundle components from contents of /tmp/firefox  
pkgbuild: Wrote package to /tmp/firefox_config_1.0.pkg  
[example:~] sam% █
```

# Configuration Installer





# Live Demo

# Caveats

- Some extensions auto open tabs on first launch
- Building packages requires previous knowledge of the path to Firefox application

# Resources

- CCK2:
  - <https://mike.kaply.com/category/mozilla/>
  - <https://github.com/mkaply/cck2wizard>
  - Download:
    - <https://mike.kaply.com/updates/cck2wizard/cck2wizard-latest.xpi>
- Marriott Library Presentations:
  - Jacob Bradshaw:
    - <https://stream.lib.utah.edu/index.php?c=details&id=11402>

# More Resources

- Mozilla Firefox ESR:
  - <https://www.mozilla.org/en-US/firefox/organizations/faq/>
  - Download:
    - <https://download.mozilla.org/?product=firefox-esr-latest-ssl&os=osx&lang=en-US>
- About:Config
  - [http://kb.mozillazine.org/About:config\\_entries](http://kb.mozillazine.org/About:config_entries)